



Features

- UL 1449 Fourth Edition Listed
- 72kA & 108kA Per Phase ratings (single & split phase)
- 20kA I-nominal
- 100kA SCCRs
- Optional Sinewave Tracking EMI/RFI Noise Filtering
- Pre-attached 10 AWG Leads
- Data table on back

Performance Specifications

- XMS Surge Capacities ___ (L-N, L-G, N-G)
 - 72kA /phase
 - 108kA /phase
- UL 1449 Fourth Edition Listed and cUL
- UL 1449-4 tested I-nominal: 20kA
- UL 1449-4 tested SCCR: 100kA
- UL 1449-4 Voltage Protection Ratings (VPRs):
 - as low as 700V, including circuit breaker
- Less than 1 nanosecond response time
- Optional AC Sinewave Tracking Filter with EMI/RFI Filtering up to -50dB from 10kHz to 100MHz
- Repetitive Impulse: 5,000 hits
- Data table on back

Physical Specifications

- Relative Humidity Range: 0 - 95% non-condensing
- Operating Frequency: 40 - 500Hz
- Operating Temperature: -40°C (-40°F) to +85°C (185°F)
- Weight: 3lbs (1.5kg)
- NEMA 4X Polycarbonate enclosure
 - UL 746C(f1) & UL 94-5VA
- Dimensions: 8.3" x 3.6" x 3.0"
- 3/4" female threaded hub
- Pre-wired with 3' (1m) of 10 AWG conductor
- Typical connection: 10 AWG and 20 - 30A breaker

Design Features

- Designed, Manufactured & Tested consistent with:
 - ANSI/IEEE C62.41.1-2002, C62.41.2-2002, and C62.45-2002
 - NEMA LS-1
 - NEC * Article 285
 - IEC 61643, CE
- High Energy Parallel Design for Category C3 & C-High applications
- For External Mounting next to Switchgear, Motor Controls Centers or Panelboards
- Robust 25mm Thermally Protected MOVs
- Solid State Bidirectional Operation

Diagnostic Monitoring

- LED indicator monitoring:
 - Separate LEDs for L-N and L-G on each phase
- LEDs extinguish upon Phase Loss
- Optional on Split & Single Phase: Form C Dry Contact, (Contact rated 240V, 5A; leads are pre-wired through nipple with 18 AWG)

Quality, Standards & Validation

- UL 1449 Fourth Edition, CSA 22.2 No. 269.2
- UL file: VZCA.E321351 at www.UL.com
- RoHS-compliant
- IEC 61643, CE
- 10 year warranty (longer optional)
- Burn-In tested prior to shipment
- ISO 9001:2008 Quality Management System
- ISO 17025:2005 Laboratory Qualification

TE XMS Model Number Configurator & Options

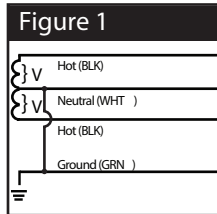
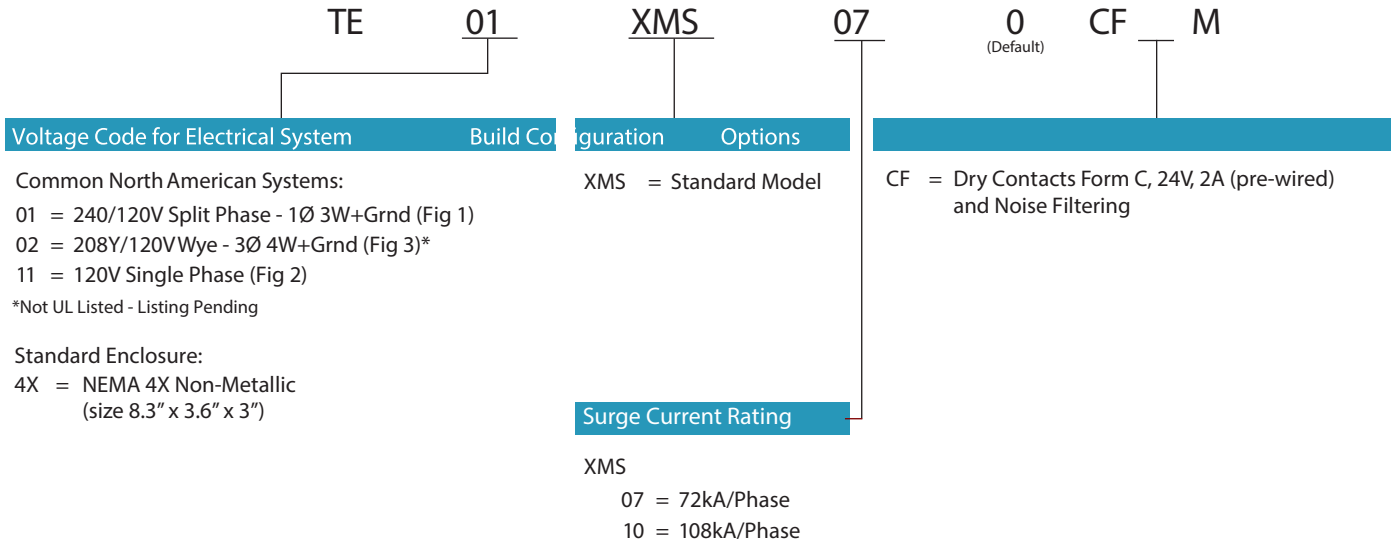


Figure 1
 SPLIT
 2 Hots, 1 Neu, 1 Grnd

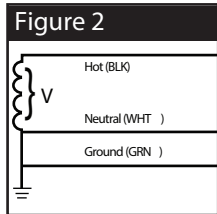


Figure 2
 SINGLE POLE
 1 Hot, 1 Neu, 1 Grnd

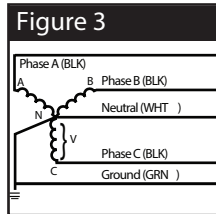


Figure 3
 WYE
 3 Hots, 1 Neu, 1 Grnd

Performance Data

Common North American Systems		UL 1449 Fourth Edition Test Data								
		Voltage Protection Ratings (VPR - 6kV, 3kA)				Type	I _n	SCCR	MCOV	
		L-N	L-G	N-G	L-L					
01	=	240/120V Split Phase	700	700	700	1200	Type 2	20kA	100kA	150
02	=	208Y/120V Wye (anticipated ratings)	700	700	700	1200	Type 2	20kA	100kA	150
11	=	120 Single Phase	700	700	700	-	Type 2	20kA	100kA	150

Other Available Systems:

Please see supplementary data sheet, contact us at info@pglobal.com, or confirm at www.UL.com using CCN of VZCA